

CITY OF GILROY
INVESTMENT REPORT

JUNE 2023



TABLE OF CONTENTS

1.	PORTFOLIO SUMMARY REPORT.....	1 - 3
2.	INVESTMENTS BY ISSUER REPORT.....	4 - 5
3.	INVESTMENT ACTIVITY.....	6 - 7
4.	QUARTERLY MOVEMENT OVER THE LAST TWELVE MONTHS.....	8
5.	MOVEMENT OVER THE LAST TWO YEARS - GRAPHICAL PRESENTATION.....	9
6.	INVESTMENT PORTFOLIO - GRAPHICAL PRESENTATION	10 - 11
7.	INTEREST EARNINGS: 2013 - 2023.....	12
8.	MONIES HELD BY FISCAL AGENTS REPORT.....	13



City of Gilroy
Portfolio Management
Portfolio Summary
June 30, 2023

City of Gilroy
7351 Rosanna Street
Gilroy, CA 95020
(408)846-0225

Investments	Par Value	Market Value	Book Value	% of Portfolio	Term	Days to Maturity	YTM 360 Equiv.	YTM 365 Equiv.
LAIF	124,694,981.27	124,694,981.27	124,694,981.27	66.95	1	1	3.215	3.260
Treasury Notes Securities	62,989,000.00	61,102,415.33	61,547,102.13	33.05	498	292	4.427	4.488
Investments	187,683,981.27	185,797,396.60	186,242,083.40	100.00%	165	97	3.616	3.666
Cash								
Passbook/Checking (not included in yield calculations)	4,053,241.41	4,053,241.41	4,053,241.41		1	1	0.000	0.000
Total Cash and Investments	191,737,222.68	189,850,638.01	190,295,324.81		165	97	3.616	3.666

Total Earnings	June 30 Month Ending	Fiscal Year To Date	Fiscal Year Ending
Current Year	529,943.28	4,550,462.24	4,550,462.24
Average Daily Balance	187,041,948.20	180,032,604.65	
Effective Rate of Return	3.45%	2.53%	
3 Month T-Bill Benchmark:	5.43%		

NOTES:
1. See "Monies Held by Fiscal Agents" for additional amounts held in the capacity of a trustee.
2. The Maturity Aging Factor of the City's Portfolio = 3.23 months.
3. The unrealized gain resulting from an increase in Market Values obtained from U.S. Bank of all Securities (excluding LAIF) = \$708,775.86
4. The LAIF balance shown includes \$5,340,120.74 in bond proceeds from the Gilroy Library 2010 Bonds that can be used exclusively for the construction of the library.

This is to certify that this schedule of investments is in compliance with the City of Gilroy's investment policy and that there are adequate funds available to meet the City's budgeted and actual expenses for the next six months.


Harjot Sangha, Finance Director


8/8/23

Reporting period 06/01/2023-06/30/2023

Run Date: 08/08/2023 - 11:19

Portfolio GIL
AP
PM (PRF_PM1) 7.3.11
Report Ver. 7.3.11

**City of Gilroy
Portfolio Management
Portfolio Details - Investments
June 30, 2023**

Page 1

CUSIP	Investment #	Issuer	Average Balance	Purchase Date	Par Value	Market Value	Book Value	Stated Rate	YTM 360	YTM 365	Days to Maturity	Maturity Date
LAIF												
SYSLAIF01	LAIF01	LAIF - City of Gilroy			45,121,205.72	45,121,205.72	45,121,205.72	3.260	3.215	3.260	1	
SYSLAIF03	LAIF03	LAIF - Industrial Dev. Auth.			74,233,654.81	74,233,654.81	74,233,654.81	3.260	3.215	3.260	1	
LAIF05	LAIF05	LAIF LIBRARY			5,340,120.74	5,340,120.74	5,340,120.74	3.260	3.215	3.260	1	
Subtotal and Average			117,421,647.94		124,694,981.27	124,694,981.27	124,694,981.27		3.215	3.260	1	
Treasury Notes Securities												
912828Z52	USB-10	U. S. TREASURY NOTES		05/01/2023	8,419,000.00	7,939,874.71	8,072,313.20	1.375	4.037	4.093	580	01/31/2025
91282CCN9	USB-3	U. S. TREASURY NOTES		11/01/2022	7,882,000.00	7,851,417.84	7,854,256.10	0.125	4.454	4.516	30	07/31/2023
91282CDD0	USB-4	U. S. TREASURY NOTES		11/01/2022	7,771,000.00	7,648,995.30	7,667,522.83	0.375	4.432	4.493	122	10/31/2023
91282CDV0	USB-5	U. S. TREASURY NOTES		11/01/2022	7,720,000.00	7,520,669.60	7,559,177.47	0.875	4.513	4.576	214	01/31/2024
912828YM6	USB-6	U. S. TREASURY NOTES		11/01/2022	7,527,000.00	7,161,789.96	7,255,014.50	1.500	4.296	4.355	488	10/31/2024
912828X70	USB-7	U. S. TREASURY NOTES		11/01/2022	7,612,000.00	7,400,614.76	7,455,241.77	2.000	4.521	4.584	304	04/30/2024
9128282N9	USB-8	U. S. TREASURY NOTES		11/01/2022	7,586,000.00	7,325,800.20	7,397,794.63	2.125	4.466	4.528	396	07/31/2024
91282CDV0	USB-9	U. S. TREASURY NOTES		01/31/2023	8,472,000.00	8,253,252.96	8,285,781.73	0.875	4.693	4.758	214	01/31/2024
Subtotal and Average			61,466,762.60		62,989,000.00	61,102,415.33	61,547,102.13		4.427	4.488	292	
Total and Average			187,041,948.20		187,683,981.27	185,797,396.60	186,242,083.40		3.616	3.666	97	

Portfolio GIL
AP
PM (PRF_PM2) 7.3.11

Run Date: 08/03/2023 - 09:59

Report Ver. 7.3.11

**City of Gilroy
Portfolio Management
Portfolio Details - Cash
June 30, 2023**

Page 2

CUSIP	Investment #	Issuer	Average Balance	Purchase Date	Par Value	Market Value	Book Value	Stated Rate	YTM 360	YTM 365	Days to Maturity
Wells Fargo Checking											
SYSWFB	WELLS FARGO	WELLS FARGO			3,937,815.71	3,937,815.71	3,937,815.71		0.000	0.000	1
Other Banks-Misc.Account-Petty Cash											
SYSUNDERCOV	UNDERCOV	CHASE BANK		07/01/2022	698.30	698.30	698.30		0.000	0.000	1
SYS/MUFG	MUFG	MUFG / UNION BANK		07/01/2022	0.00	0.00	0.00		0.000	0.000	1
SYSPETTY	PETTY	PETTY CASH		07/01/2022	2,661.56	2,661.56	2,661.56		0.000	0.000	1
SYS/USBANK	USB-CASH	U. S. BANK		10/01/2022	25,470.84	25,470.84	25,470.84		0.000	0.000	1
SYSBAIL	BAIL	WELLS FARGO		07/01/2022	0.00	0.00	0.00		0.000	0.000	1
SYSDISCOVERY	DISCOVERY	WELLS FARGO		07/01/2022	15,000.00	15,000.00	15,000.00		0.000	0.000	1
SYSICS	ICS	WELLS FARGO		07/01/2022	70,000.00	70,000.00	70,000.00		0.000	0.000	1
SYSWORKING	WORKING	WORKING CASH		07/01/2022	1,595.00	1,595.00	1,595.00		0.000	0.000	1
Average Balance			0.00								1
Total Cash and Investments			187,041,948.20		191,737,222.68	189,850,638.01	190,295,324.81		3.616	3.666	97

Portfolio GIL

AP

PM (PRF_PM2) 7.3.11



City of Gilroy
Investments by Issuer
Active Investments
Grouped by Type - Sorted by Type
June 30, 2023

City of Gilroy
7351 Rosanna Street
Gilroy, CA 95020
(408)846-0225

CUSIP	Investment #	Security Type	Investment Class	Remaining Cost	Current Rate	Market Value	Market Date	YTM 365	Redemption Date	Call Date	Collateral
Type: CHECKING ACCOUNTS											
CHASE BANK											
SYSUNDERCOV	UNDERCOV	Other Banks-Misc.Account-Petty Cash	Fair	698.30		698.30	06/30/2023			1	
Subtotal and Average				698.30		698.30				1	
LAIF - City of Gilroy											
SYSLAIF01	LAIF01	LAIF	Fair	45,121,205.72	3.260	45,121,205.72	06/30/2023	3.260		1	
Subtotal and Average				45,121,205.72		45,121,205.72		3.260		1	
LAIF - Industrial Dev. Auth.											
SYSLAIF03	LAIF03	LAIF	Fair	74,233,654.81	3.260	74,233,654.81	06/30/2023	3.260		1	
Subtotal and Average				74,233,654.81		74,233,654.81		3.260		1	
LAIF LIBRARY											
LAIF05	LAIF05	LAIF	Fair	5,340,120.74	3.260	5,340,120.74	06/30/2023	3.260		1	
Subtotal and Average				5,340,120.74		5,340,120.74		3.260		1	
MUFG / UNION BANK											
SYSMUFG	MUFG	Other Banks-Misc.Account-Petty Cash	Fair	0.00		0.00				1	
Subtotal and Average				0.00		0.00					
PETTY CASH											
SYSPEITY	PETTY	Other Banks-Misc.Account-Petty Cash	Fair	2,661.56		2,661.56	06/30/2023			1	
Subtotal and Average				2,661.56		2,661.56				1	
WELLS FARGO											
SYSWFB	WELLS FARGO	Wells Fargo Checking	Fair	3,937,815.71		3,937,815.71	06/30/2023			1	
SYSBAIL	BAIL	Other Banks-Misc.Account-Petty Cash	Fair	0.00		0.00				1	
SYSDISCOVERY	DISCOVERY	Other Banks-Misc.Account-Petty Cash	Fair	15,000.00		15,000.00	06/30/2023			1	
SYSICS	ICS	Other Banks-Misc.Account-Petty Cash	Fair	70,000.00		70,000.00	06/30/2023			1	

City of Gilroy
Investments by Issuer
Grouped by Type - Sorted by Type

Page 2

CUSIP	Investment #	Security Type	Investment Class	Remaining Cost	Current Rate	Market Value	Market Date	YTM 365	Redemption Date	Call Date	Collateral
Subtotal and Average				4,022,815.71		4,022,815.71					1
WORKING CASH											
SYSWORKING	WORKING	Other Banks-Misc.Account-Petty Cash	Fair	1,595.00		1,595.00	06/30/2023				1
Subtotal and Average				1,595.00		1,595.00					1
Type: NOT CALLABLE											
U. S. BANK											
SYS/USBANK	USB-CASH	Other Banks-Misc.Account-Petty Cash	Amort	25,470.84		25,470.84	06/30/2023				1
Subtotal and Average				25,470.84		25,470.84					1
U. S. TREASURY NOTES											
912828Z52	USB-10	Treasury Notes Securities	Amort	8,035,851.31	1.375	7,939,874.71	06/30/2023	4.093	01/31/2025		580
91282CCN9	USB-3	Treasury Notes Securities	Fair	7,630,455.35	0.125	7,851,417.84	06/30/2023	4.516	07/31/2023		30
91282CDD0	USB-4	Treasury Notes Securities	Fair	7,462,264.85	0.375	7,648,995.30	06/30/2023	4.493	10/31/2023		122
91282CDV0	USB-5	Treasury Notes Securities	Fair	7,377,312.75	0.875	7,520,669.60	06/30/2023	4.576	01/31/2024		214
912828YM6	USB-6	Treasury Notes Securities	Fair	7,120,136.45	1.500	7,161,789.96	06/30/2023	4.355	10/31/2024		488
912828X70	USB-7	Treasury Notes Securities	Fair	7,330,453.97	2.000	7,400,614.76	06/30/2023	4.584	04/30/2024		304
9128282N9	USB-8	Treasury Notes Securities	Fair	7,282,780.07	2.125	7,325,800.20	06/30/2023	4.528	07/31/2024		396
91282CDV0	USB-9	Treasury Notes Securities	Fair	8,154,384.72	0.875	8,253,252.96	06/30/2023	4.758	01/31/2024		214
Subtotal and Average				60,393,639.47		61,102,415.33		4.574			297
Total and Average				189,141,862.15		189,850,638.01		3.610			95



**City of Gilroy
Purchases Report
Sorted by Type - Type
April 1, 2023 - June 30, 2023**

City of Gilroy
7351 Rosanna Street
Gilroy, CA 95020
(408)846-0225

CUSIP	Investment #	Type	Sec. Type	Issuer	Original Par Value	Purchase Date	Payment	Principal Purchase	Accrued at Purchase	Rate at Purchas	Maturity Date	YTM	Ending Book Value
NOT CALLABLE													
912828Z52	USB-10	NOT	TRC	USTN	8,419,000.00	05/01/2023	07/31 - 01/31	8,035,851.31	28,780.42	1.375	01/31/2025	4.093	8,072,313.20
			Subtotal		8,419,000.00			8,035,851.31	28,780.42				8,072,313.20
			Total Purchases		8,419,000.00			8,035,851.31	28,780.42				8,072,313.20



City of Gilroy
Maturity Report
Sorted by Maturity Date
Amounts due during April 1, 2023 - June 30, 2023

City of Gilroy
7351 Rosanna Street
Gilroy, CA 95020
(408)846-0225

CUSIP	Investment #	Type	Sec. Type	Issuer	Par Value	Maturity Date	Purchase Date	Rate at Maturity	Book Value at Maturity	Interest	Maturity Proceeds	Net Income
91282CBX8	USB-2	NOT	TRC	USTN	7,913,000.00	04/30/2023	11/01/2022	0.125	7,913,000.00	4,945.63	7,917,945.63	4,945.63
Total Maturities					7,913,000.00				7,913,000.00	4,945.63	7,917,945.63	4,945.63

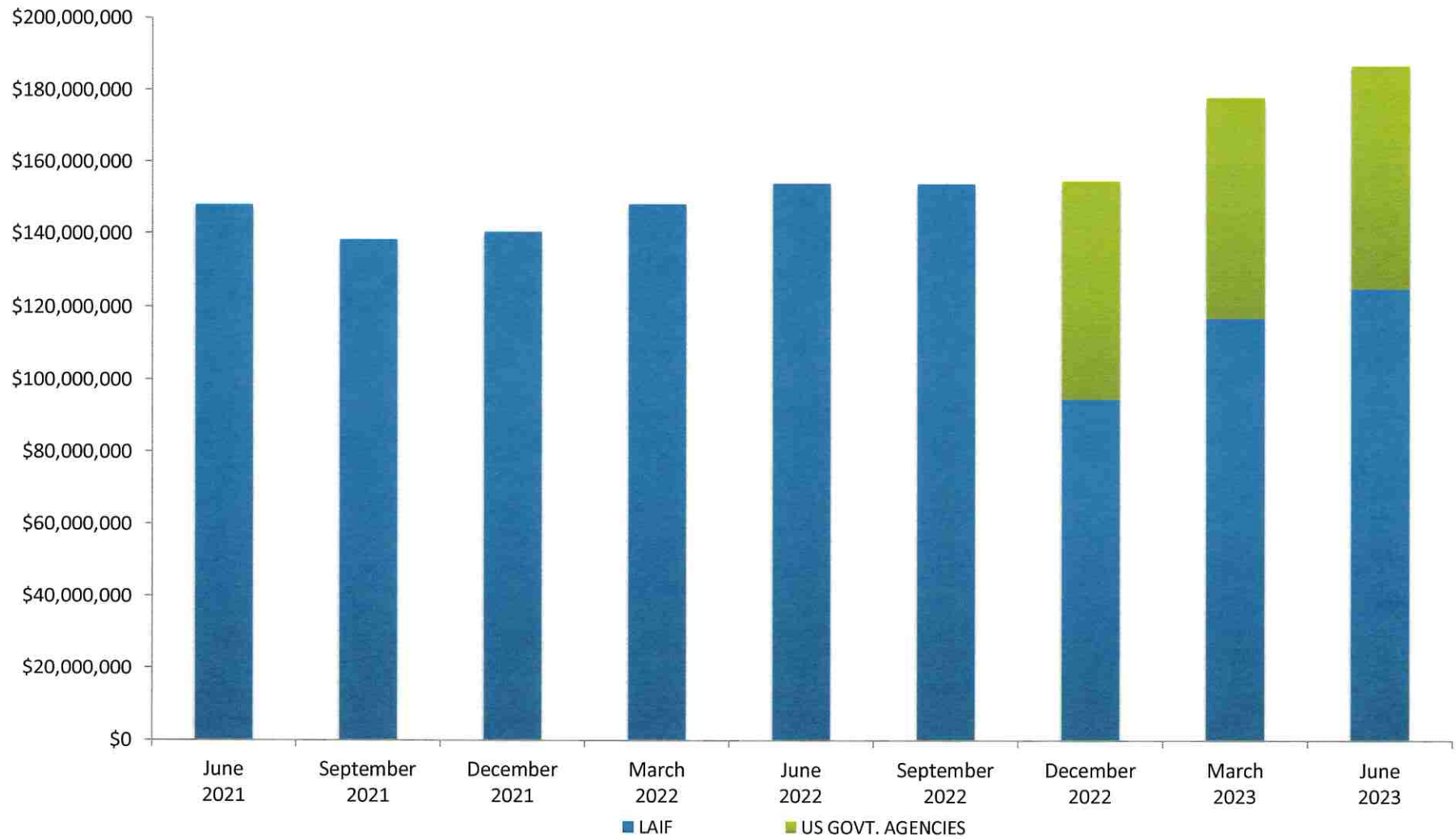
Quarterly Movement over the Last Twelve Months

DESCRIPTION	SEPT	DEC	MAR	JUN	% of Total
	2022	2022	2023	2023	JUN
LAIF:					
CITY OF GILROY	74,622,908	14,877,211	36,912,724	45,121,206	24.23%
GILROY INDUSTRIAL DEV AGENCY	73,794,091	74,045,186	74,431,995	74,233,655	39.86%
LIBRARY	5,258,910	5,276,804	5,304,370	5,340,121	2.87%
SUB TOTAL	153,675,909	94,199,201	116,649,089	124,694,981	66.95%
CERTIFICATE OF DEPOSITS					
US GOVERNMENTAL AGENCIES:					
TREASURY NOTES SECURITIES		52,257,386	60,916,089	61,547,102	33.05%
TRASURE BILL-AMORTIZING		8,015,322	0	0	0.00%
FEDERAL NATIONAL MORTGAGE AGCY					
FEDERAL AGRICULTURAL MORTGAGE AGCY					
FEDERAL HOME LOAN BANK					
FEDERAL HOME LOAN MORTGAGE CORP					
FEDERAL FARM CREDIT BANK					
SUB TOTAL	0	60,272,708	60,916,089	61,547,102	33.05%
GRAND TOTAL (Book Value)	153,675,909	154,471,909	177,565,178	186,242,083	100.00%


Note: The LAIF balance shown for Jun 2023, includes \$5,340,120.74 in bond proceeds from the Gilroy Library 2010 Bonds that can be used exclusively for the construction of the library.

City of Gilroy

Investments From 6/30/2021 to 6/30/2023



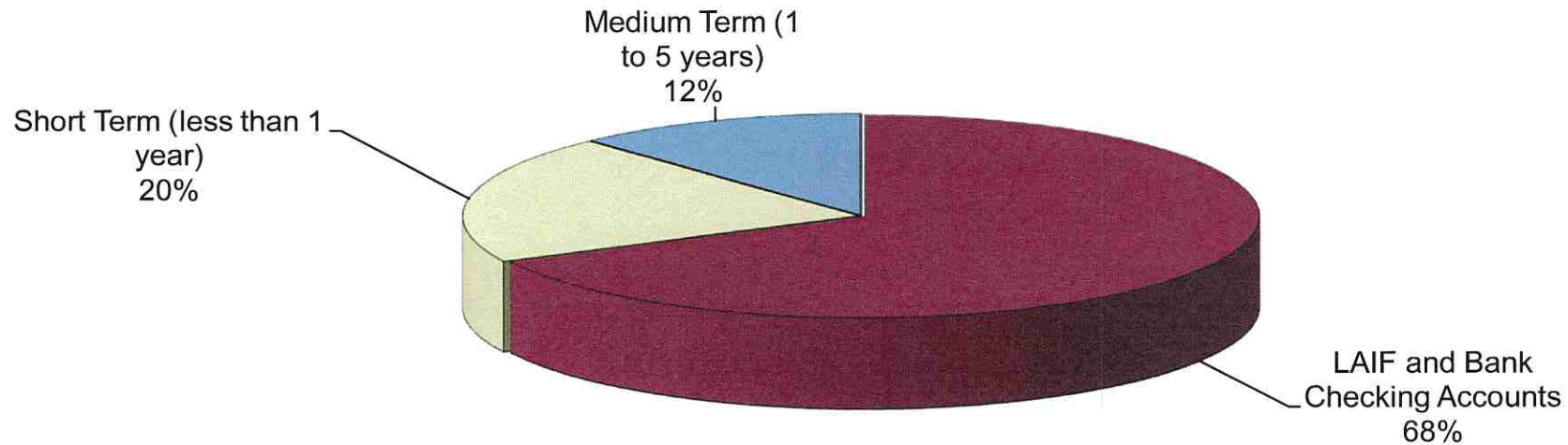
Book Value by Investment Type As of 6/30/23



Value of Portfolio: \$186,242,083

Portfolio by Asset Class

As of 6/30/23

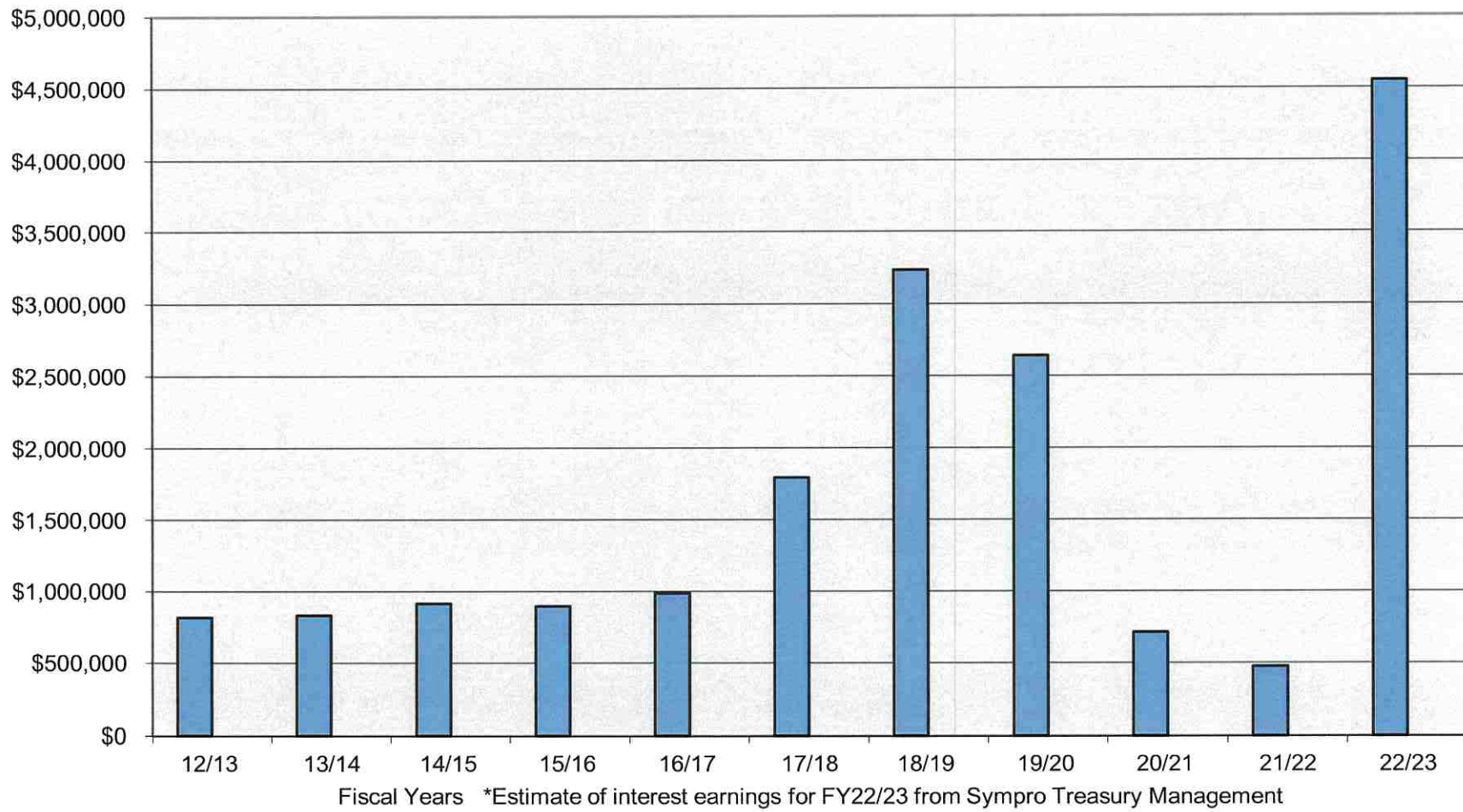


Value of Portfolio: \$190,295,324.81

City of Gilroy

Interest Earnings 2013 - 2023

Interest Earnings



**CITY OF GILROY
MONIES HELD BY FISCAL AGENTS**

DESCRIPTION	VALUE ** AS OF 6/30/23
<u>HIGHWAY 152 SPECIAL TAX BONDS SERIES 2018</u>	
<u>SPECIAL TAX FUND - Bond REVENUE - HELD BY U.S. BANK - GL Acct 810-10435</u>	
GOLDMAN SACHS MONEY MARKET FUND #466, CUSIP #3814W26S	4,430.95
<u>RESERVE FUND - HELD BY U.S. BANK - GL Acct 810-10430</u>	
GOLDMAN SACHS MONEY MARKET FUND #466, CUSIP #3814W26S	294,844.36
<u>SPECIAL TAX FUND - INTEREST ACCOUNT - HELD BY U.S. BANK - GL Acct 810-10550</u>	
GOLDMAN SACHS MONEY MARKET FUND #466, CUSIP #3814W26S	14.19
<u>SPECIAL TAX FUND - PRINCIPAL ACCOUNT - HELD BY U.S. BANK - GL Acct 810-10445</u>	
GOLDMAN SACHS MONEY MARKET FUND #466, CUSIP #3814W26S	75.32
<u>GILROY PUBLIC FACILITIES FINANCING AUTHORITY REFUNDING LEASE REV BONDS 2020A</u>	
<u>REVENUE FUND - HELD BY U.S. BANK - GL Acct 520-10435</u>	
GOLDMAN SACHS FINANCIAL SQUARE MMKT #466, CUSIP #38141W265	1,312.68
<u>INTEREST ACCOUNT - HELD BY U.S. BANK - GL Acct 520-10440</u>	
GOLDMAN SACHS FINANCIAL SQUARE MMKT #466, CUSIP #38141W265	0.00
<u>GILROY PUBLIC FACILITIES FINANCING AUTHORITY WASTEWATER REV BONDS 2021A</u>	
<u>BOND PAYMENT FUND - HELD BY U.S. BANK - GL ACCT 700-10428</u>	
FIRST AM.GOV'T OB FD CL D, CUSIP #31846V401, U.S. TREASURY BILL #912796C31, U.S. TREASURY NOTES 91282CAC5, AND 91282CBG5	1,720.40 0.00
<u>ACQUISITION AND CONSTRUCTION FUND - HELD BY U.S. BANK - GL Acct 700-10426</u>	
FIRST AM.GOV'T OB FD CL D, CUSIP #31846V401, LAIF MONEY MARKET FUND	25,468,373.93
GILROY POST - EMPLOYMENT BENEFITS TRUST HELD BY PARS (U.S. BANK)	2,662,079.59
TOTAL	28,432,851.42

** Market Values reported by U.S. Bank